

Shock-Safe Fuseholder, 5 x 20 / 6.3 x 32 mm, Slot Knob, 4 W / 16 A, IEC: 500 VAC, UL/CSA: 250 VAC



Fuse carrier must be ordered separately
(see required accessory)

500 VAC · 4 W/16 A (VDE) · 250 VAC · 30 A (UL/CSA)



Description

- Fuseholder for 500 VAC applications
- Fuseholder with high rated power acceptance
- Screw type fuse carrier

Standards

- IEC 60127-6
- UL 512
- CSA C22.2 no. 39

Approvals

- VDE License Number: 127214
- UL File Number: E39328

Applications

- Equipment with three-phase supply (400 VAC)
- Applications with rated current up to 16 A (VDE)
- Industrial electronic


References

[General Product Information](#)

Weblinks

[Approvals](#), [RoHS](#), [CHINA-RoHS](#), [e-Store](#), [SCHURTER-Stock-Check](#), [Distributor-Stock-Check](#)

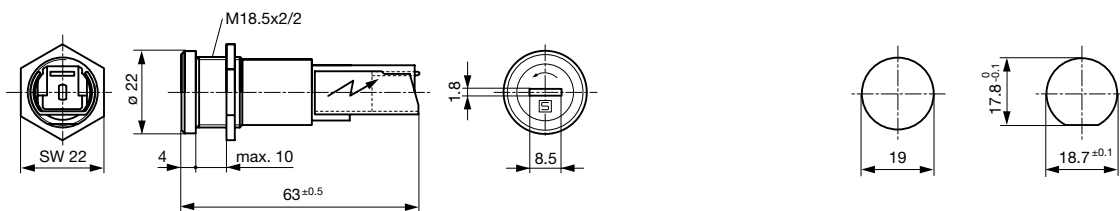
Technical Data

Shocksafe Category	PC2
Fuse-Link	5 x 20 or 6.3 x 32 mm
Mounting	Panel Mount, Front-Side
Fastening	Fixing Nut
Terminal	Solder or Quick-Connect 6.3 x 0.8 mm
Rated Voltage	500VAC (VDE), 250VAC (UL/CSA)
Rated Current	16 A (VDE), 30 A (UL/CSA)
Rated Power Acceptance IEC	4 W / 16 A @ Ta 23 °C Admissible power acceptance at higher ambient temperature see derating curves
Degree of Protection	IP 40 / IP 67
Protection Class	Suitable for appliances with protection class I or II acc. to IEC 61140
Admissible Ambient Air Temp.	-40 °C to 85 °C
Climatic Category	40/085/21 acc. to IEC 60068-1
Material: Socket	Thermoset, black, UL 94V-0
Material: Terminals	Tin-Plated Copper
Unit Weight (Socket/Cap)	20.4 g / 15.2 g
Storage Conditions	0 °C to 60 °C, max. 70% r.h.
Product Marking	 Type, Voltage Rating, Power Acc./Current Rating, Approvals

Soldering Methods	Iron
Solderability	350 °C / 2 sec acc. to IEC 60068-2-20, Test Ta, method 2
Resistance to Soldering Heat	350 °C / 10sec acc. to IEC 60068-2-20, Test Tb, method 2
Contact Resistance	< 3.5 mΩ at 20 mV
Dielectric Strength	> 3kV between L-N > 4kV between L/N-PE (50Hz; 1 min)
Impulse Withstand Voltage	> 4kV between L-N > 6kV between L/N-PE
Insulation Resistance	> 10 MΩ between L-N > 100 MΩ between L/N-PE (500 VDC; 1 min)
Overvoltage Category	I - III acc. to IEC 60664-1
Pollution Degree	2 acc. to IEC 60664-1
Admissible Torque on Fixing Nut	max 1.2 Nm
Panel Thickness s	max 10 mm

Dimensions

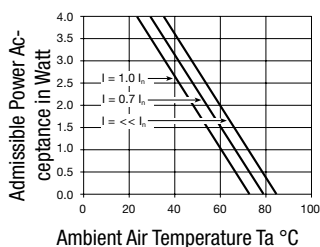
Length |-----| 63 mm



Variant 0031.2307 and 0031.2308

Mounting holes

Derating Curves for Fuseholders



Variants

[Distributor-Stock-Check](#) | [SCHURTER-Stock-Check](#) | [e-Store](#)

Holder	Cap	Fuse-Link	Terminal	Degree of Protection	Order Number
●	-	5 x 20 or 6.3 x 32mm	Solder	IP 40	0031.2307
●	-	5 x 20 or 6.3 x 32mm	Quick-Connect 6.3	IP 40	0031.2308
●	-	5 x 20 or 6.3 x 32mm	Solder	IP 67	0031.2303
●	-	5 x 20 or 6.3 x 32mm	Quick-Connect 6.3	IP 67	0031.2304

Packaging Unit

Bulk (25 pcs.)

Required Accessory

Description



[Caps to FUL, FUP, FUA](#)
Caps to Holder FUL, FUP, FUA

Slot Knob, 6.3 x 32 mm, IP 40

0031.2321

Slot Knob, 5 x 20 mm, IP 40

0031.2323

[Caps to FUL \(IP 67\)](#)
Caps to Holder FUL (IP 67)

Slot Knob, 6.3 x 32 mm, IP 67

0031.2320

Slot Knob, 5 x 20 mm, IP 67

0031.2322

Accessory



Cover for FIZ, FUL

Suitable for all variants

0859.0046